

Arming System at the Panel:

Arming (when people/pets stay – motion detector OFF):

Doors/windows must be shut: 1) Security > 2) Arm > 3) Stay



Arming (when people/pets leave – motion detector ON):

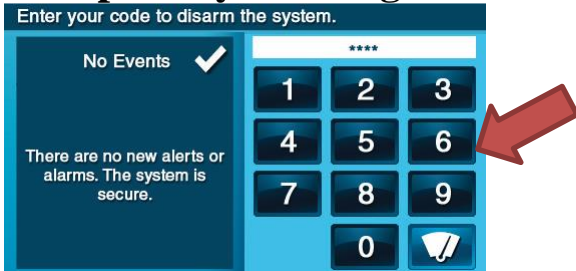
Doors/windows must be shut: 1) Security > 2) Arm > 3) Away



Disarming System at the Panel:

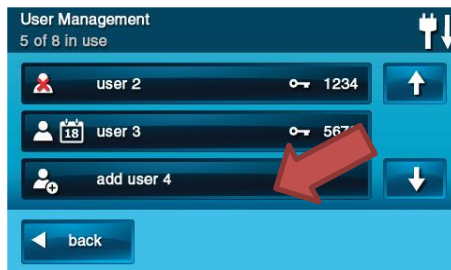
Disarming the system:

Input in your 4 digit code

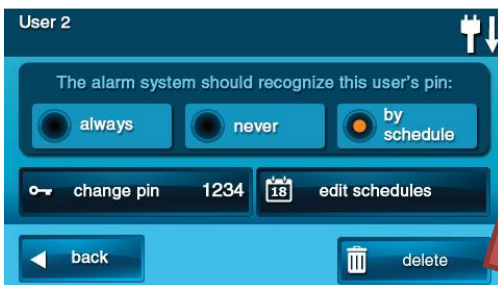


Adding an Additional User Code:

- 1) Security >
- 2) Menu >
- 3) Toolbox >
- 4) User Management >
- 5) Add User >
- 6) Add 4 digit user code >
- 7) Select Always, Never or By Schedule



Deleting a User Code:



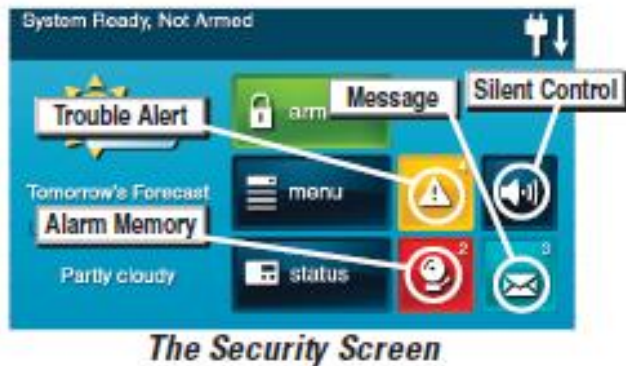
Bypassing Zones:

- 1) Security > 2) Menu > 3) Toolbox > 4) User Management > 5) Bypass Sensors > 6) Select the Zone



System Alerts:

Call us with any issues you are unable to resolve after selecting the alert icon at 512-565-4531



Voice/Chime Toggle:

1) Security > 2) Menu > 3) Chime or Voice – Check for on and uncheck for off

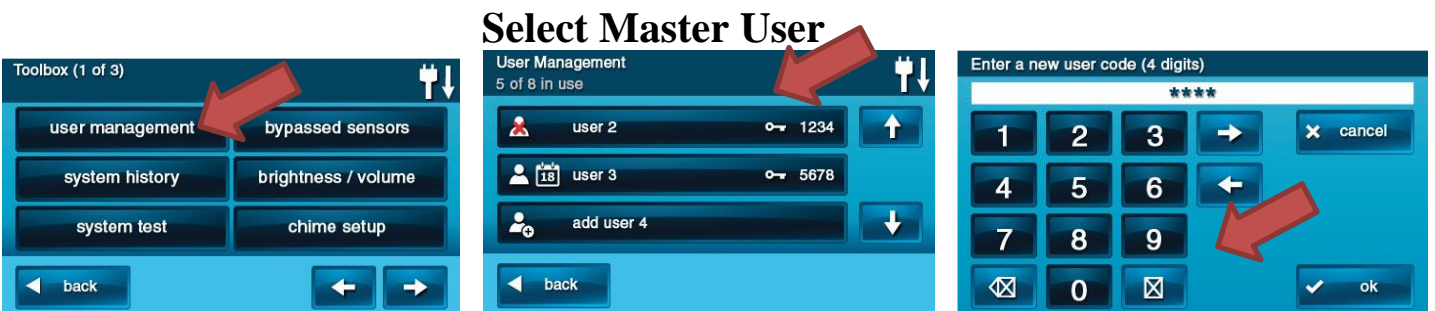
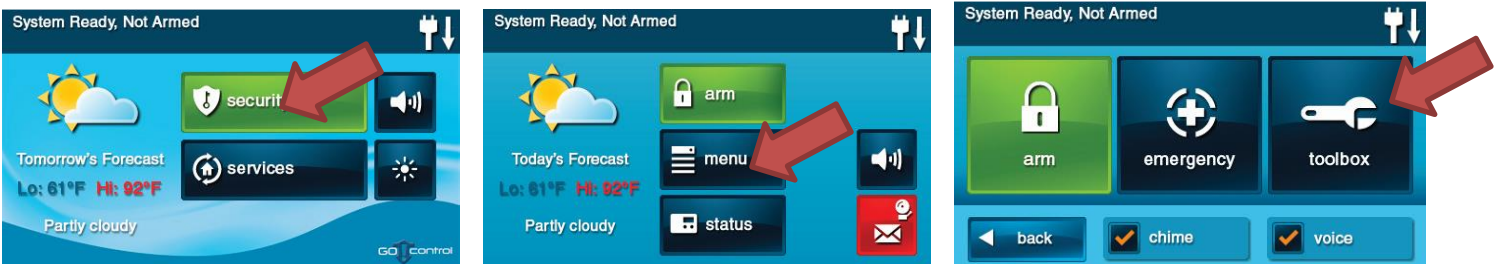


Arming System Silently (Helps reduce sound when arming/disarming system)



Changing Master User Code:

1) Security > 2) Menu > 3) Toolbox > 4) User Management > 5) User 6) Input Code



Keyfob:

Arming (when you/pets stay):

Hold down the button with the person in the home for 2 seconds



Arming (when you/pets leave):

Hold down the button with the person leaving the home for 2 seconds



Disarming the system:

Hold down the “unlock” button for 2 seconds



Panic/Duress:

Hold down together person leaving home & “unlock” buttons for 2 seconds

